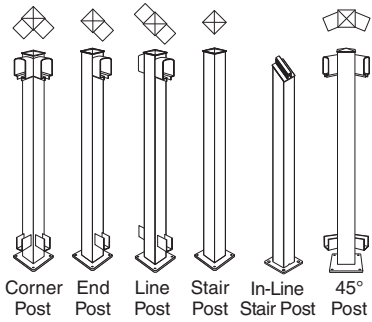
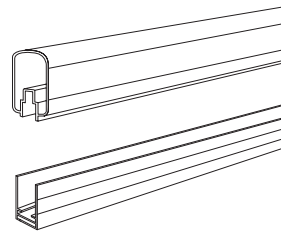



## 1. Select your Posts



## 2. Select your Top & Bottom Rails

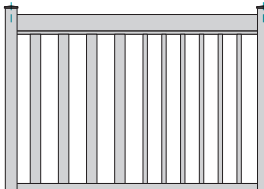
Top and Bottom rail lengths:



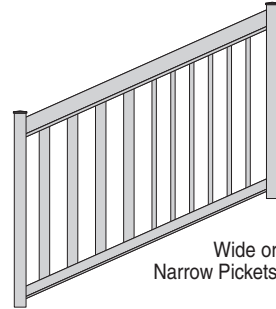
## 3. Select your Pickets or Tempered Glass Panels

Horizontal Pickets

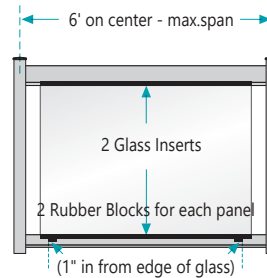
8" on center - max.span



Stair Pickets

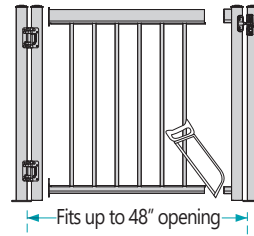


Tempered Glass





## 4. Gate Package

Wide or Narrow Pickets





## 5. Assembly Parts

 Lag Bolts  
1 pkg of lag bolts for every 6 posts.  
(2 1/2" & 6" available)

 Self Drilling Screws  
1 pkg of screws for every 4-5 sections.

 Universal Angle Bracket  
For custom angles and stairs.

 Wall Brackets to  
To attach rails to wall or post.

 Post Base Plate Cover  
To cover exposed lags/bolts and give a finished look.

 Decorative Post Caps  
DPC-B DPC-P DPC-T

